



# SHREE

STRUCTURAL ENGINEERING SERVICES

[www.shreeses.com](http://www.shreeses.com)

+91 9925235559

[mail@shreeses.com](mailto:mail@shreeses.com)

# SHREE STRUCTURAL ENGINEERING SERVICES

STRUCTURAL INTEGRITY.

ENGINEERED FOR EFFICIENCY.


926 & 711, Sun Gravitas,  
Nr. Shyamal Cross Road,  
Ahmedabad - 380015





# OUR SERVICES

- BEST OPTIMIZED PEB DESIGN
- DETAILED ESTIMATE
- ANCHOR BOLT PLAN
- G.A. DRAWINGS
- 3D VIEWS - ARCHITECTURAL + STRUCTURAL
- PRECISE FABRICATION DRAWINGS
- FILES FOR CNC
- ERECTION DRAWINGS FOR SITE EXECUTION
- SHEETING DRAWINGS
- MULTI-CODE ADHERENCE
- END-TO-END ENGINEERING





# HOW AND WHY ARE WE DIFFERENT

At SSES, our strength is in technical precision and deep industry knowledge, ensuring every structure is optimized. We are not just consultants; we are your strategic engineering partner

## 01 | Precision Engineering

With our more than 10 years of industry experience we can help you achieve maximum reduction in steel tonnage, significantly lowering your procurement and construction cost.

## 03 | Speed & Accuracy

Our design, drafting, and fabrication data are managed such that it eliminates coordination errors. Which means, faster erection in turn accelerating your project timeline and ensuring quicker Return on Investment (ROI).

## 02 | Cost-efficiency & Reliability

A proven past record of on-time delivery and structures built to exceed industry standards with optimal designs that maximize utility while minimizing material waste and project timelines.

## 04 | Total Compliance

We hold deep expertise in International codes (e.g., AISC) along with IS standards while ensuring seamless approval from local statutory bodies, preventing costly regulatory issues down the line.

*On-site image of shed for Mr. V. Patel near Surat*





# OUR TECHNICAL DIFFERENTIATORS



**Seismic & Wind Upliftment Modelling:**  
We implement structural analysis for precise foundation & structural performance under extreme seismic (e.g., ASCE 7) and high-wind conditions.

**Girt & Purlin Systems:**  
Optimized cold-formed member design using C-Section/ Z-Section combination to minimize deflection and ensure cost-effective secondary member framing.

**Clash-Free Detailing:**  
All design is executed ensuring zero dimensional or connection-clash errors and then passed to fabrication shop.

**Direct output of CNC-ready files and a verifiable BOM from the model, leading to 99.9% accuracy in quantity take-offs and preventing on-site material shortages or surpluses.**

**Connection Design-Integrity:**  
Specialized in complex rigid frame connections (Moment and Shear) with validated bolt-pattern, minimizing erection time and field modifications.

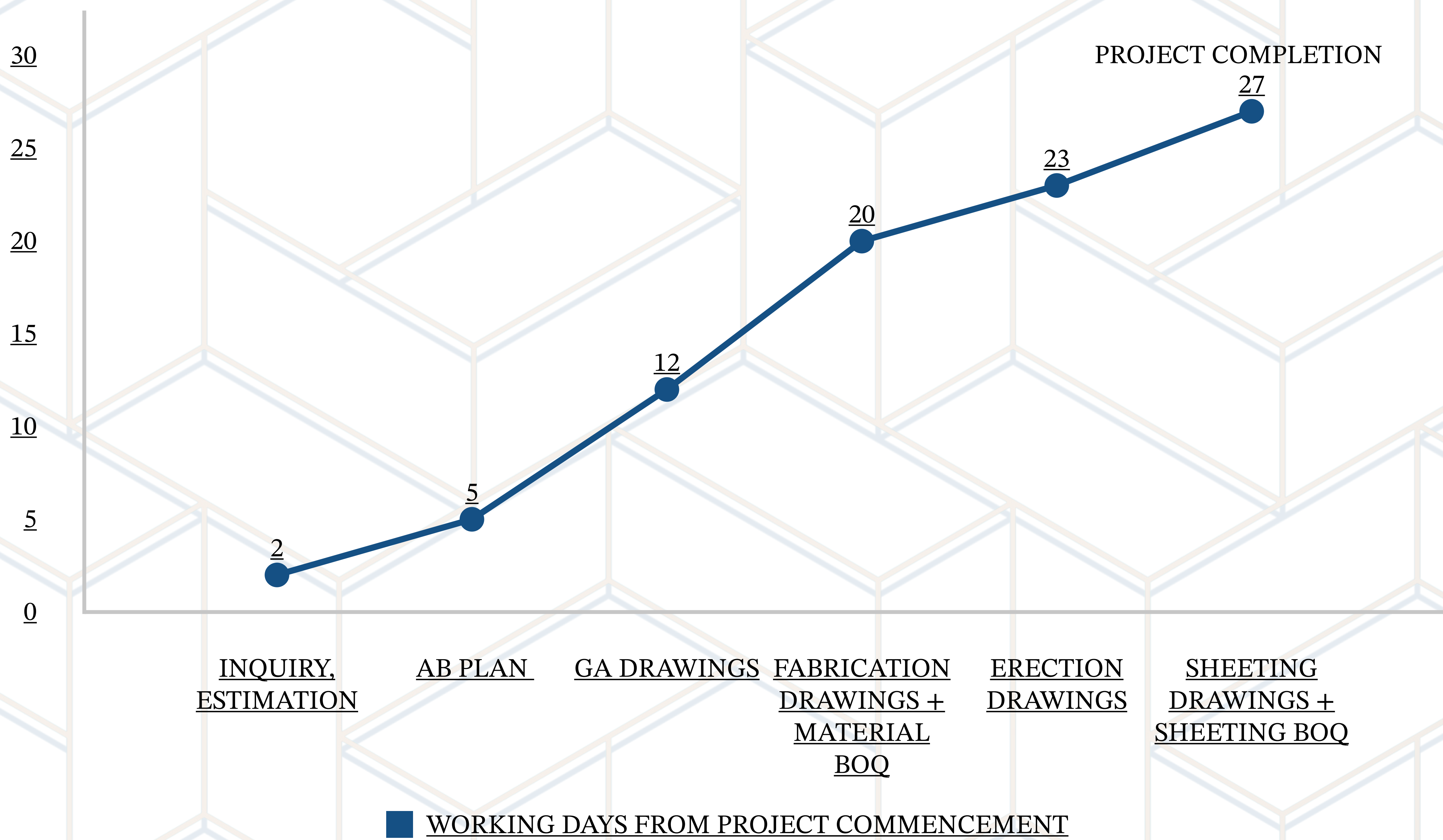
**Fatigue & Serviceability check:**  
Execute detailed serviceability limit state checks for deflection, providing a structure with superior operational lifespan and minimal maintenance requirements.

**Third-party review readiness on requirement with respective charges:** Our documentation package includes comprehensive Design Basic Reports (DBR) and calculation logs, designed for rapid and successful third-party and statutory review.




# KNOW HOW YOUR PROJECT WILL PROGRESS IN OUR TIME-LINE

FROM ESTIMATION STAGE UNTIL ERECTION DRAWINGS WE TAKE ONLY AROUND 27 WORKING DAYS SUBJECT TO SMOOTH APPROVAL FROM CLIENT/CONSULTANT. OUR DETAILED TIME-LINE IS AS FOLLOWS DEPENDING ON THE COMPLEXITY OF THE STRUCTURE.:





# Few of our Many Latest Projects



*Shed at South Carolina, USA - Designed at SSES*



*Upcoming shed at South Carolina, USA - Designed at SSES*



*Maintenance shed for Bullet Train at Thane, designed by our Proprietor - J.S.*






*Bullet Train Shed at Thane, designed at SSES*

Types of PEB Structures we design & Industries we serve in:

Industrial	Logistics & Commercial	Specialized Structure
Warehouses	Logistics hubs & Distribution centers	Aircraft Hangars
Factories	Cold storage	Crane Buildings
Industrial sheds	Hypermarkets	Mezzanine Floors
Manufacturing Plants	showrooms	Multi Storey Steel Buildings



*On-site image of Shed for B. Corp - designed at SSES*





# SHREE

STRUCTURAL ENGINEERING SERVICES


**Together, let's build your next  
Engineering Marvel.**

**E-mail us:  
[mail@shreeses.com](mailto:mail@shreeses.com)**

**Call/ WhatsApp us:  
[+91 9925235559](tel:+919925235559)**

**Website:  
[www.shreeses.com](http://www.shreeses.com)**

**Proprietor:  
Jimish Soni**



**DESIGNED & DELIVERED THOUSAND'S OF TONNES OF  
PEB STRUCTURES AND COUNTING.**